



You in Control

MSR-100 SERIES ADVANCED REMOTE ACCESSORIES

PRODUCT DESCRIPTION

The MSR-100 Series remote accessories are designed to be used with Air Products and Controls duct smoke detectors to provide the most complete functionality ever available in such a device.

The remote accessory is available as a single gang remote indicator/control (MSR-100R Products), or with the addition of a second-gang enhanced sounder assembly (ordered as MSR-100RA), or a second-gang enhanced sounder/strobe assembly (MSR-100RAV). All versions are compatible with standard Decora style cover plates (choice of white, red or stainless steel).

The indicator/control assembly provides:

- Visual indication of detector Pilot, Trouble and Alarm Functions
- Selectable audible indication of Alarm, Trouble or both
- Buzzer Silence function, with silenced indication and “ringback” following condition correction
- Lamp/Buzzer test function
- Key-Operated detector Test and Reset functions
- Lever-operated “No-Tools” terminal block
- Port for plugging in the optional strobe assembly
- Blue “SMOKE”, red “FIRE” strobe lens decals (with strobe)



MSR-100R/R

SOUNDER / STROBE CONNECTION

The sounder strobe assembly provides enhanced audible indication as well as a bright LED-powered visual indication of alarm conditions, and is connected to the indicator/control assembly via the provided polarized connector. LED candela, while UL Listed at 2, measure an average >15.

To install the sounder module, simply plug the provided connector onto the pins as indicated on the rear of the indicator/control module. If adding the strobe module, just plug the strobe into the sounder module and install cover plate following completion of remote module wiring.

NOTE: The strobe and audible buzzer features are not ADA compliant, and not intended for life safety notification or evacuation purposes (public mode). These functions are for duct smoke detector status indication only (private mode).



MSR-100RA/S/ with V-Plug



CSFM LISTED

MEA ACCEPTED



*Air Products and Controls
is a Brand of Apollo America
25 Corporate Drive
Auburn Hills, MI 48326
(248) 332-3900 Phone
(888) 332-2241 Toll free
(248) 332-8807 Fax
www.ap-c.com*

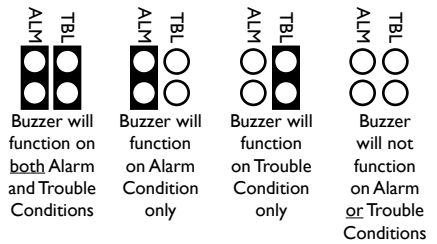
**A
HALMA
GROUP
COMPANY**

Distributed By:



AUDIBLE BUZZER CONFIGURATION

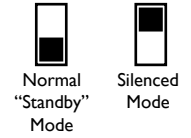
There are two jumpers located on the rear of the indicator/control assembly. To enable audible buzzer operation for Alarm or Trouble conditions, simply leave the jumpers in place. To disable either or both functions, remove the appropriate jumper(s).



SILENCE AND RINGBACK FUNCTIONS

On the occasion where an audible alarm or trouble condition needs to be silenced while the detector condition is inspected and remedied, the indicator/control module provides a silence function. The slide switch located on the front of the module is pushed UP to activate the silence function.

Upon correction of the notified condition, the silenced buzzer will resume sounding. The ringback feature serves as a reminder to reset the silence switch to the "normal", DOWN position.







Note that the second-gang sounder (or sounder with strobe) module has a second independent buzzer that when installed will not stop operating when the silence function is engaged. The silence function is limited to the buzzer inside the single-gang MSR-100R unit.

WIRING

For appropriate duct detector wiring terminals, please refer to detector and MSR installation instructions.

PRODUCT SPECIFICATIONS

	MSR-100R Series Remote Accessory Controllers	
	MSR-100R/W	Remote Indicator/Control Assembly w/ White Single Gang Cover Plate
	MSR-100R/R	Remote Indicator/Control Assembly w/ Red Single Gang Cover Plate
	MSR-100R/S	Remote Indicator/Control Assembly w/ Stainless Steel Single Gang Cover Plate
	MSR-100RAV Series Remote Accessory Controllers with Enhanced Audible / Sounder and LED Strobe	
	MSR-100RAV/W/C	Remote Control Assembly w/ Sounder, Strobe Assembly (Clear Lens)*; White Dbl Gang Cover Plate
	MSR-100RAV/R/C	Remote Control Assembly w/ Sounder, Strobe Assembly (Clear Lens)*; Red Double Gang Cover Plate
	MSR-100RAV/S/C	Remote Control Assembly w/ Sounder, Strobe Assembly (Clear Lens)*; Stainless Steel Dbl Gang Plate
	MSR-100RA Series Remote Accessory Controllers with Enhanced Audible / Sounder Module (No Strobe)	
	MSR-100RA/W	Remote Indicator/Control Assembly w/ Sounder Assembly; White Double Gang Cover Plate
	MSR-100RA/R	Remote Indicator/Control Assembly w/ Sounder Assembly; Red Double Gang Cover Plate
	MSR-100RA/S	Remote Indicator/Control Assembly w/ Sounder Assembly; Stainless Steel Double Gang Cover Plate
	MSR-V-PLUGIN Strobe (optional field upgrade kit for existing installed MSR-100RA Controllers)	
	MSR-V-PLUGIN	Strobe ONLY (Clear Lens)*

* Opaque lens strobes available; substitute the last letter "C" in the part number with the letter "O"

POWER REQUIREMENTS:	MSR-100R	MSR-100RAV	MSR-100RA	MSR-100S
Standby	18mA	18mA	18mA	0mA
Alarm	25mA	95mA	116mA	54mA
SOUND PRESSURE:	87db @ 10 ft (high); 83db @ 10 ft (low)			
DIMENSIONS:	Single Gang Plate: 4½" (114.3mm)H x 2¾" (69.85mm)W Double Gang Plate: 4½" (114.3mm)H x 4½" (114.3mm)W			
WIRING:	14-28AWG, Solid or Stranded			
APPROVALS:	UL Listed for use with Air Products and Controls duct smoke detectors including all HS- Series, SM- Series, SL- Series and RT-Series duct smoke detectors A, AV, V-Plugin Listed as MSR-50A, MSR-50SA and MSR-50S UL URRQ, URRQ7.S7425 / CSFM 7300-1004:112 / MEA 73-92-EVOL 31			

NOTICE: The information contained in this document is intended only as a summary and is subject to change without notice. The products described have specific instructional/installation documentation, which covers various technical, approval, code, limitation and liability information. Copies of this documentation along with any general product warning and limitation documents, which also contain important information, are provided with the product and are also available from Apollo America. The information contained in all of these documents should be considered before specifying or using the products. Any example applications shown are subject to the most current enforced local/national codes, standards, approvals, certifications, and/or the authority having jurisdiction. All of these resources, as well as the specific manufacturer of any shown or mentioned related equipment, should be consulted prior to any implementation. For further information or assistance concerning the products, contact Apollo America. Apollo America reserves the right to change any and all documentation without notice.